

Lenses and Ray Diagrams Practice

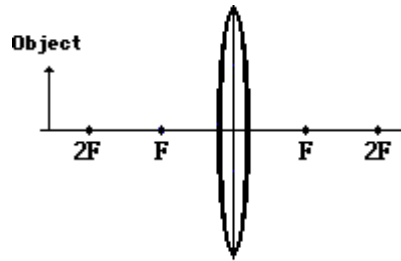
Ray diagram for an object beyond $2F$:

S:

A:

L:

T:



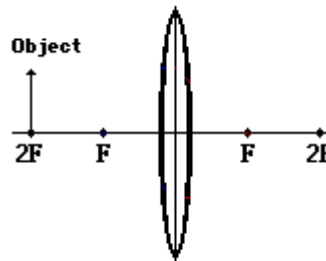
Ray diagram for an object at $2F$:

S:

A:

L:

T:



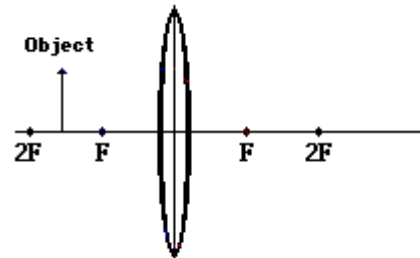
Ray diagram for the image of an object between $2F$ and F is:

S:

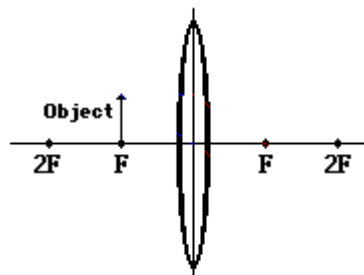
A:

L:

T:



The image of an object at F is: _____.



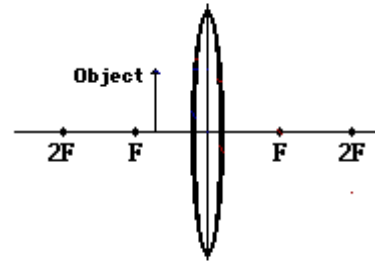
Ray diagram for an object between F and the lens is:

S:

A:

L:

T:



Ray diagrams for a diverging lens:

S:

A:

L:

T:

